

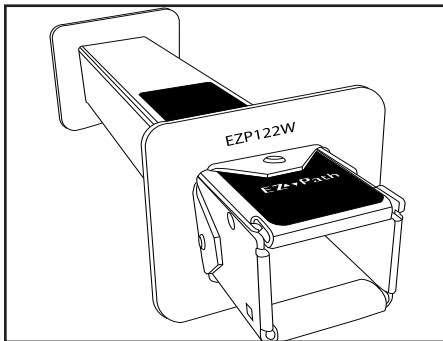


**EZ PATH® SERIES 22 FIRE RATED PATHWAY**

**APPLICATIONS**

EZ Path® Series 22 Fire Rated Pathway is designed for easy installation in walls. Tested and approved cable capacities range from 0 to 100% visual fill. EZ Path® Series 22 Fire Rated Pathway when installed with provided wall plates is designed for new cable installations. In these installations, the device does not require mechanical attachment to either the wall or the wall framing and may be installed after the wallboard has been installed. EZ Path® Series 22's split body design also allows the device to be easily disassembled and installed around previously installed cables in existing construction.

EZ Path® Series 22 Fire Rated Pathway provides exceptional cable capacity. A single unit installed in a wall has an equal cable carrying capacity of a 2" (50 mm) diam sleeve utilizing typical putty firestop systems (35% cable loading).



**PRODUCT DESCRIPTION**

The EZ Path® Series 22 Fire Rated Pathway is a raceway device designed to allow cables to penetrate fire-rated walls without the need for firestopping. This device features a built-in fire sealing system that automatically adjusts to the amount of cables installed. Once installed in a fire barrier, cables can be easily added or removed at any time without the need to remove or reinstall firestopping materials.

The EZ Path® Series 22 Fire Rated Pathway consists of an enclosed heavy gauge galvanized steel raceway lined with intumescent material engineered for rapid expansion when exposed to fire or high temperatures, quickly sealing the pathway and preventing the passage of flames and smoke.

EZ Path® Series 22 Fire Rated Pathway is painted safety orange for easy identification. Its compact square profile allows a maximum number of cables to be installed in a relatively small area. The pathway measures approximately 1-1/2" x 1-1/2" (37mm) and is 10-1/2" (267 mm) long.

**FEATURES**

- Easy to install.
- No firestopping required.
- Firestopped at all stages of use.
- UL Tested - Low Leakage!
- UL Classified for the complete range of its capacity.
- Match the capacity of a 2" (50 mm) conduit.

**PERFORMANCE**

EZ Path® Series 22 Fire Rated Pathway is UL Tested and Classified in accordance with ASTM E814 (UL1479). Systems are available for common wall construction with ratings up to and including 2 hours.

	Firestop Device for use in through-penetration firestop systems. See UL directory of products certified for Canada and UL fire resistance directory.	
--	--	--

**SPECIFICATIONS**

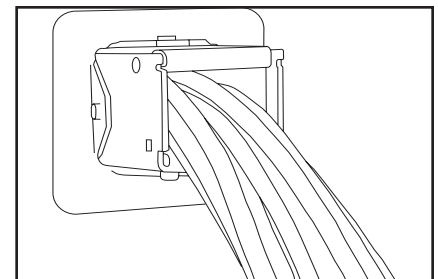
All data, video, and communications cable bundles shall utilize an enclosed fire-rated pathway device wherever said cables penetrate rated walls. The fire-rated pathway shall contain a built-in fire sealing system sufficient to maintain the hourly fire rating of the barrier being penetrated. The self-contained sealing system shall automatically adjust to the installed cable loading and shall permit cables to be installed, removed, or retrofitted without the need to remove or reinstall firestop materials. The pathway shall be UL Classified and tested to the requirements of ASTM E814 (UL1479).

**SPECIFIED DIVISIONS**

DIV.	7	07840	Through-Penetration Firestopping
DIV.	16	16050	Basic Electrical Materials & Methods

**MAINTENANCE**

No maintenance of the pathway is normally required. The interior of the device should be inspected before and after any modifications to the cable bundle. If any damage to the intumescent pads lining the top and bottom of the pathway is found, contact the factory to obtain replacements.



## INSTALLATION INSTRUCTIONS

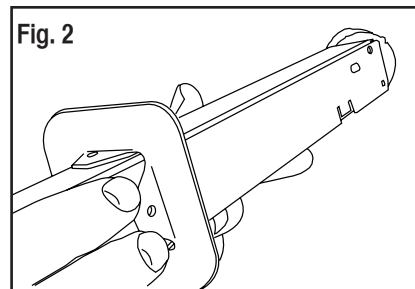
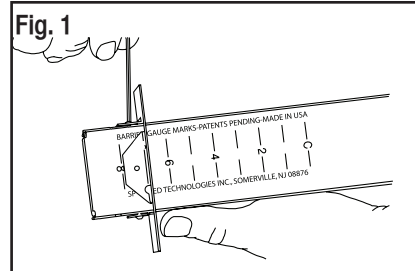
UL Classified Systems presently cover installations in framed gypsum board walls as well as masonry walls with ratings of up to 2 hours.

Installation in walls for new cabling installations utilizes one device with provided wall plates and gaskets. Wall plates are secured to raceway using an Allen wrench provided by the manufacturer with each kit. Installation is easily and quickly accomplished using the following steps:

1. Make an opening using a 2" (50 mm) hole saw or measure and cut a nom 1-3/4" (44 mm) square opening through wall.
2. Using gauge marks conveniently stamped on the device lid, pre-position and fasten one wall plate to raceway (See Fig. 1).
3. Using wall plate gaskets (provided) insert raceway through wall (See Fig. 2).
4. Working from the opposite side of the wall, install remaining gasket and wall plate to complete the installation.

Wall installation for existing cables

For normal sized openings, the opening is squared off and a single EZD22 raceway is installed in the wall. The periphery is sealed using SpecSeal Firestop Sealant (See Table B: ORDERING INFORMATION).



## TECHNICAL SERVICE

Technical information including Product Data Sheets, Installation Instructions, applicable UL Classified Systems, Certificates of Conformance, and suggested specifications are available at the company's web site ([www.stifirestop.com](http://www.stifirestop.com)). For all other information, contact the manufacturer directly by dialing (800) 992-1180.

## PRECAUTIONARY INFORMATION

The use of this device is subject to local, regional and national codes. Consult the local Building Code Official or Authority Having Jurisdiction regarding any regional or local requirements that might influence the selection or use of this product.

## AVAILABILITY

See Table B - Ordering Information. EZ Path® Fire-Rated Pathway Products are available from designated authorized STI distributors. Consult the factory or visit the web site ([www.stifirestop.com](http://www.stifirestop.com)) for the names and locations of the nearest sales representatives or distributors.

Shell Composition	0.059" (1.5 mm) Gal. Steel
Cable Loading Area	1-1/4 sq. in. (nom.) (8.06 cm <sup>2</sup> )
Allowable Cable Fill	100% Visual
Fire Resistance Ratings	1 and 2 Hour
Expansion Begins	350° F (177°C)
Volume Expansion	15X
Sample Cable Volume (Cat 5)(Cat 6)	25 (nom.) 18 (nom.)
In-Service Temp.	-10°F (-23°C) - 120°F (49°C)
Storage Temp.	Less than 120°F (49°C)
Shelf Life	No Limit

## TABLE B: ORDERING INFORMATION

CAT. NO.	DESCRIPTION	CASE QTY.
EZD22	Series 22 device, full kit includes wall plates & labels	6

## CITY OF NEW YORK MEA 369-02-M

**IMPORTANT NOTICE:** All statements, technical information, and recommendations contained herein are based upon testing believed to be reliable, but the accuracy and completeness thereof is not guaranteed.

### WARRANTY

Specified Technologies Inc. manufactures its goods in a manner to be free of defects. Should any defect occur in its goods (within one year), Specified Technologies Inc., upon prompt notification, will at its option, exchange or repair the goods or refund the purchase price.

### LIMITATIONS AND EXCLUSIONS:

THIS WARRANTY IS IN LIEU OF ALL OTHER REPRESENTATIONS EXPRESSED OR IMPLIED (INCLUDING THE IMPLIED WARRANTIES OF MERCHANTABILITY OR FITNESS FOR USE) AND UNDER NO CIRCUMSTANCES SHALL SPECIFIED TECHNOLOGIES INC. BE RESPONSIBLE FOR ANY INCIDENTAL OR CONSEQUENTIAL PROPERTY DAMAGE OR LOSSES. PRIOR TO USE, THE USER SHALL DETERMINE THE SUITABILITY OF THE PRODUCT FOR ITS INTENDED USE, AND THE USER ASSUMES ALL RISKS AND LIABILITY FOR SUBSEQUENT USE.

No statement or recommendation not contained herein shall have any force or effect unless in an agreement signed by officers of seller and manufacturer.

MADE IN THE USA – COPYRIGHT © 2008 SPECIFIED TECHNOLOGIES, INC.



Specified Technologies Inc.

Specified Technologies Inc. • 200 Evans Way, Somerville NJ 08876 • Phone: 800.992.1180 • Fax: 908.526.9623

