

Openings in Steel. The Construction.

Ammarr steel doors are built with low-maintenance, heavy-duty steel. Choose from 1000 single, 2000 double or 3000 triple-layer construction for your desired level of energy efficiency and noise control. Experience the strength, security, and piece of mind you get with steel.




STEEL

1000

Single-Layer: Steel

Get value and durability with an Ammarr 1000 single-layer steel door. These heavy-duty steel doors are durable, reliable, and low maintenance.

- Heavy-Duty Exterior Steel
- Durable, Reliable, Low Maintenance

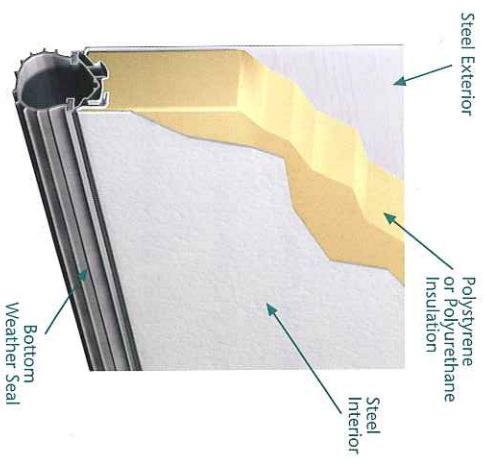


2000

Double-Layer: Steel + Insulation

An Ammarr 2000 double-layer door provides durable, low maintenance features, plus a layer of vinyl-coated insulation for increased thermal properties and quieter operation.

- Heavy-Duty Exterior Steel
- Durable, Reliable, Low Maintenance
- Environmentally Safe Polystyrene Thermal Insulation with Vinyl Backing
- Energy Efficient
- Quiet Operation



3000

Triple-Layer: Steel + Insulation + Steel

For the toughest, most energy-efficient steel door, an Ammarr 3000 triple-layer door includes the ultimate in thermal properties, plus a layer of steel for a finished interior look and added durability.

- Heavy-Duty Exterior and Interior Steel
- Durable, Reliable, Low Maintenance
- Environmentally Safe Polystyrene or Polyurethane Thermal Insulation
- Superior Energy Efficiency
- Extra Quiet Operation

Lucern with Madera Windows (L5)



Valencia with Arabeque Windows (V12)



1000
Single-Layer: Steel

2000

Double-Layer: Steel + Insulation

3000

Triple-Layer: Steel + Insulation + Steel

Bordeaux with Closed Arch (B1)



Santiago with Rhine Windows (S7)



Tuscany with Sere Windows (T8)



Designs

Eight unique three-section stamped-steel designs. The Classica Collection is available in 86 design variations.

Northampton with Thomas Windows (N10)



Alicante with Nile Windows (A6)



Edinburgh with Closed Square (E2)




Decorative Hardware

Optional decorative hardware, reminiscent of authentic hardware found on original carriage houses, adds character to your door.

Complete Offering, page 11

Moonlit DecraTrim (8824)




Prairie DecraTrim (8821)



1000
Single-Layer: Steel
2000
Double-Layer: Steel + Insulation

Closed (88)



Metro DecraClass (8864)



Chisel DecraClass (8852)



Designs
The Oak Summit Collection is available in a Vertical Bead Board design with your choice of 3 colors and 23 windows.

Sunray DecraTrim (8827)



Stockton DecraTrim (8820)



Cascade DecraTrim (8823)




Decorative Hardware
Give your door a unique carriage house look with a variety of decorative hardware options.
Complete Offering, page 11

STEEL OPTIONS

DECRA TRIM WINDOW INSERTS

Short Panel Inserts available for Heritage, Stratford, and Finbel Olympus collections.

Long Panel Inserts available for Oak Summit, Heritage, Stratford, and Finbel Designer's Choice collections.



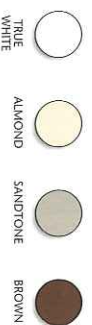
* Five Piece Sunray and Moonlite Decra Trim Inserts are not available for Finbel Olympus or Designer's Choice collections.

STEEL COLORS

OAK SUMMIT COLLECTION



FINBEL DESIGNER'S CHOICE AND OLYMPUS COLLECTIONS




See specifications on page 13 for model availability. Actual paint colors may vary from samples shown. Anamir steel doors are pre-painted; for custom colors exterior latex paint must be used. Visit anamir.com for instructions on painting.

DECRA GLASS™ WINDOW INSERTS

Short Panel DecraGlass windows available for Heritage and Stratford collections.

Long Panel DecraGlass windows available for Oak Summit, Heritage, and Stratford collections.



* Chalet DecraGlass windows are available for Finbel Olympus (Short Panel) and Designer's Choice (Long Panel).

HERITAGE & STRATFORD COLLECTIONS



* Hunter Green and Gray available on Stratford 3000 only.

STEEL SPECIFICATIONS

	CARRIAGE HOUSE DESIGN							TRADITIONAL DESIGN							
	CLASSICA 1000	CLASSICA 2000	CLASSICA 3000	OAK SUMMIT 1000	OAK SUMMIT 2000	FIMBEL DC-400	FIMBEL DC-500	HERITAGE 1000	HERITAGE 2000	HERITAGE 3000*	STRATFORD 1000	STRATFORD 2000	STRATFORD 3000**	FIMBEL OLYMPUS 400	FIMBEL OLYMPUS 500
PANEL DESIGNS	✓	✓	✓	✓	✓			✓	✓	✓	✓	✓	✓		
Short								•	•	•	•	•	•	•	•
Long								•	•	•	•	•	•	•	•
Flush								•	•	•	•	•	•	•	•
Ribbed										•			•		
Carriage House	8 Designs	8 Designs	8 Designs	1 Design	1 Design	1 Design	1 Design								
CONSTRUCTION LAYERS															
Steel	•			•				•			•				
Steel + Insulation		•			•				•			•			
Steel + Insulation + Steel			•			•	•			•			•	•	•
DOOR THICKNESS															
1 3/8" (3.5cm)						•							•	•	
2" (5.1cm)	•	•	•	•	•	•	•	•	•	•	•	•	•	•	•
INSULATION		Polystyrene ¹	Polyurethane ¹		Polystyrene ¹	Polyurethane ¹	Polyurethane ¹		Polystyrene ¹	Polystyrene ¹		Polystyrene ¹	Polystyrene ¹	Polyurethane ¹	Polyurethane ¹
R-VALUE/U-FACTOR		6.84/0.15	13.35/0.07		6.84/0.15	11.04/0.09	15.67/0.06		6.84/0.15	9.19/0.11		6.84/0.15	6.58/0.15	11.04/0.09	15.67/0.06
STEEL THICKNESS															
Gauge (ga)	24 ga	24 ga	25/27 ga	25 ga	25 ga	25/27 ga	25/27 ga	24 ga	24 ga	24/27 ga	25 ga	25 ga	27/27 ga	25/27 ga	25/27 ga
Gauge (mm)	0.61mm	0.61mm	0.53/0.42	0.53mm	0.53mm	0.53/0.42	0.53/0.42	0.61mm	0.61mm	0.61/0.42	0.53mm	0.53mm	0.42/0.42	0.53/0.42	0.53/0.42
WOODGRAIN EXTERIOR TEXTURE	•	•	•	•	•	•	•	•	•	•	•	•	•	•	•
END STILES															
Galvanized	•	•		•	•						•	•			
Painted			•			•	•	•	•	•			•	•	•
THERMAL SEAL															
BOTTOM WEATHER SEAL	•	•	•	•	•	•	•	•	•	•	•	•	•	•	•
Steel Retainer	•	•	•	•	•			•	•		•	•			
Aluminum Retainer										•			•		
Duo-Durometer Astragal						•	•							•	•
DECORATIVE WINDOW OPTIONS	•	•	•	•	•	•	•	•	•	•	•	•	•	•	•
WINDOW GLASS OPTIONS															
3/32" (0.24cm) Single Strength				•	•	•	•	•	•	•	•	•	•	•	•
1/8" (0.32cm) Tempered Double Strength	•	•	•												
Insulated Glass			•			•	•			•			•	•	•
Obscure (not shown)	•	•	•	•	•			•	•	•	•	•	•	•	•
DECORATIVE HARDWARE OPTIONS	•	•	•	•	•	•	•								
EXTERIOR COLOR OPTIONS															
True White	•	•	•	•	•	•	•	•	•	•	•	•	•	•	•
Almond				•	•	•	•	•	•	•	•	•	•	•	•
Sandtone	•	•	•	•	•	•	•	•	•	•	•	•	•	•	•
Brown						•	•	•	•	•	•	•	•	•	•
Hunter Green													•	•	•
Gray													•	•	•
WIND LOAD² AVAILABLE	•	•	•	•	•			•	•	•	•	•	•	•	•
WARRANTY															
Paint Finish ³	Lifetime	Lifetime	Lifetime	15 Years	25 Years	Lifetime	Lifetime	Lifetime	Lifetime	Lifetime	15 Years	25 Years	Lifetime	Lifetime	Lifetime
Workmanship/Hardware ³	3 Years	5 Years	Lifetime	1 Year	2 Years	5 Years	Lifetime	3 Years	5 Years	Lifetime	1 Year	2 Years	3 Years	5 Years	Lifetime

✓ Amarr's section interfaces are designed to reduce the risk of serious finger and hand injuries.

* Formerly WeatherGuard™ Plus
** Formerly WeatherGuard™

¹ All Insulation on Amarr brand doors has passed fire safety testing.

² It is your responsibility to make sure your garage door meets local building codes.

³ For complete warranty details, visit amarr.com or contact your local Amarr dealer.

NOTE: Optional door locks and various heights and widths are available thru your local garage door dealer.